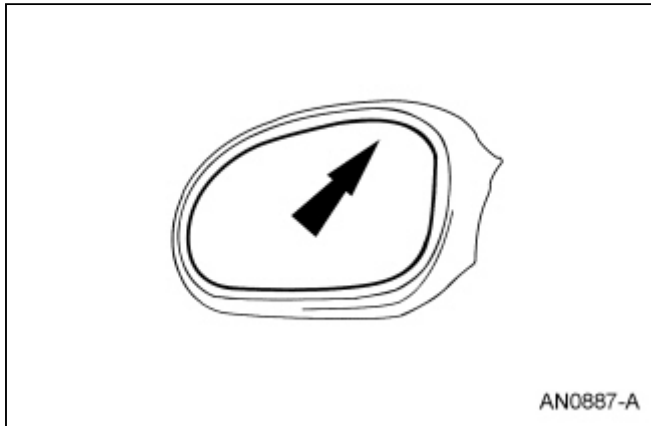



Exterior Mirror Glass

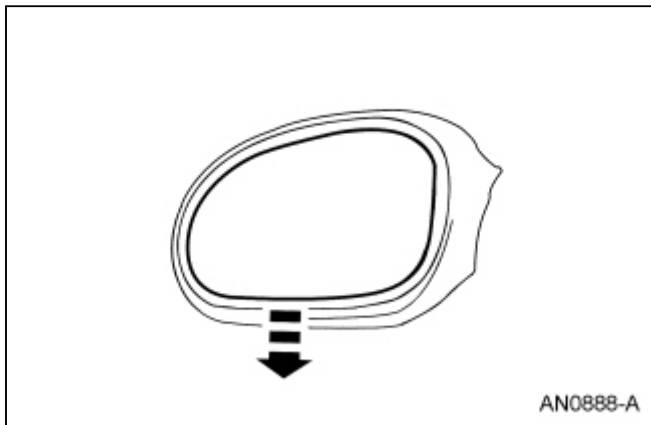
Removal

1. Position the inner edge of the exterior mirror glass to its maximum travel.




2.  **WARNING:** Place a shop towel between the hands and the exterior mirror glass for protection in case of glass breakage during mirror service. Failure to follow this instruction may result in serious personal injury.

Grasp the outer edge of the exterior mirror glass and pull outward to remove the exterior mirror glass.



Installation

1.  **WARNING:** Place a shop towel between the hands and the exterior mirror glass for protection in case of glass breakage during mirror service. Failure to follow this instruction may result in serious personal injury.

NOTE: An audible click will be heard during installation.

Install the exterior mirror glass by pressing firmly in the center of the exterior glass until it snaps onto the exterior mirror motor.
